



www.stocksbridge-jun.sheffield.sch.uk

Issue No. 468

19/03/2021

Red Nose Day



The corridors and classrooms have been glowing with Comic Relief red today, making a change from our usual SJS blue. After celebrating World Book Day via Zoom, today has been different face to face, raising money for Comic Relief by 'doing something funny for money'. As usual, our SJS families have responded generously, giving to this worthy charity. Whilst allowing us to talk in class about helping those in need, Red Nose Day this year has brought some much needed fun. It has now been nearly a year without birthday parties, sleepovers and many of the other important events. It has been good to see the children having chance to celebrate today, knowing that hopefully brighter days are ahead.

SJS STARS OF THE WEEK

- Y3AH: Lola Green
- Y3CP: Lacey Wainwright
- Y3RD: Freddie Bickers
- Y4KT: Finlay Brown
- Y4RL: Macey Tollan
- Y5CS: Emilia Lakin
- Y5DW: Bebe Thompson
- Y5HK: Joe Kumbi
- Y6ER: Brandon Wilson
- Y6MC: Ella Palmer
- Y6CH: Elliott Ashton

Mrs Foster: George Wilkinson
Mr Tee: Maisie Peacock

Lower School Lunchtimes: Dante Attard
Upper School Lunchtimes: Leah Savage

READING AROUND THE WORLD

Y3 - PARIS

Sarah Tompkin
Joel Couldwell

Y3 - MADRID

Kate Blake
Priya Marshall
Millie Morgan
Georgia Reeder

Y4 - PRETORIA

Eloise Ruddlesdin

Y5 - TOKYO

Archie Jowitt

RED NOSE DAY

Thank you to everyone who joined in with the Red Nose Day fun today. It was lovely to see school transformed into a sea of red and to see the children in their red noses. The money raised will be counted once it has been released from its quarantine period so keep an eye out next week for our fundraising total!

BEARS OF SHEFFIELD - SJS IS PROUD TO SUPPORT THE CHILDREN'S HOSPITAL CHARITY

Remember the elephant sculptures from the Herd of Sheffield? The sculpture trail is back this year after being cancelled last year due to COVID-19. The bears are set to take to the streets of Sheffield during the summer months of 2021. We are absolutely delighted that SJS has our very own bear - **Beatrice**.






This exciting project is brought to you by The Children's Hospital Charity and will unite businesses, communities, artists and schools throughout the city and across the country, leaving a lasting legacy for years to come. All funds raised through the Bears of Sheffield will help to transform the Cancer and Leukaemia Ward at Sheffield Children's Hospital. The ward treats children from babies through to 19 year olds from South Yorkshire, Lincolnshire,

Derbyshire and as far south as Northampton. The transformed ward would create a new home from home for families with space, privacy and natural light to make hospital stays and isolation a place of sanctuary and calm. Our School Council worked hard last year gathering ideas from their classmates for how we could raise money to pay for our bear. We are excited to carry these ideas forward and for this year's School Council to become 'beary' busy sharing these with you soon. Please keep an eye on the newsletter over the coming weeks for more information.

EASTER EGG ROLLING COMPETITION

Usually, in the run-up to Easter, children would be busy at home planning and creating spectacular entries for our Easter Eggs competition. Although we are unable to have this competition this year, we could not let Easter pass without some sort of egg-citing event. During the week beginning the 29th March, each class will have a traditional egg-rolling competition! To take part, your child will need to bring a very simply decorated hard-boiled egg into school on Monday 29th March. The creator of the egg that rolls the furthest in each class will win a prize.

NEXT WEEK'S MENU

WEEK 2 1/3-22/3-26/4-17/5-14/6-5/7	MONDAY 	TUESDAY	WEDNESDAY	THURSDAY	FRIDAY
MAIN DISH	Pizza of the day	Beef burger in a roll 	Roast turkey and stuffing with Yorkshire puddings	Meatballs in a tomato sauce	Fish fingers
VEGETARIAN MAIN DISH	Pizza of the day	BBQ bean burger	Roast Quorn™ fillet, Yorkshire pudding and stuffing	Vegetarian meatballs in a tomato sauce	Fish fingers
ACCOMPANIMENTS 	Herby potatoes Seasonal vegetables Salad bar	Half jacket potatoes Seasonal vegetables Salad bar	Roast potato Seasonal vegetables Salad bar	Fusilli pasta Seasonal vegetables Salad bar	Chips Seasonal vegetables Salad bar
DESSERTS	Flapjack	Chocolate orange muffins	Rhubarb and custard cake	Fruity oat bar 	Fruit and ice cream 
FRESH FRUIT & YOGHURT	Fresh fruit and yoghurt	Fresh fruit and yoghurt	Fresh fruit and yoghurt	Fresh fruit and yoghurt	Fresh fruit and yoghurt
JACKET POTATOES	Jacket potatoes with cheese, beans or tuna	Jacket potatoes with cheese, beans or tuna	Jacket potatoes with cheese, beans or tuna	Jacket potatoes with cheese, beans or tuna	Jacket potatoes with cheese, beans or tuna

REINFORCING COVID PROCEDURES

If your child is required to isolate either because they are awaiting the result of a COVID test or someone in their household is awaiting a test, please ensure school has been informed of a negative result BEFORE your child comes into school.

Let school know as soon as the result of the test comes through by phoning 0114 2882221 or, if the result comes through in the evening or at the weekend, please email: enquiries@stocksbridge-jun.sheffield.sch.uk

If a negative test result is received during the morning, your child will be expected to arrive at school for the afternoon lessons.

SJS COVID-19 WEBPAGE

Our webpage ensures parents can access to the latest COVID information from school and Sheffield news and resources. Please visit <https://www.stocksbridge-jun.sheffield.sch.uk/covid-19-parent-information/>

GUIDANCE FOR PARENTS AND CARERS

The DfE have updated their collection of [guidance providing information for parents and carers](#) of children attending early years settings, schools and colleges during the coronavirus (COVID-19) pandemic.

This collection brings together information and guidance for parents on:

- essential information for the spring term
- coronavirus (COVID-19) testing
- clubs and out-of-school settings
- home schooling and remote education
- support for children and young people

FSM EASTER HOLIDAY VOUCHERS

Sheffield City Council have recognised that many families are still facing financial hardship due to the pandemic and will, therefore, be providing food vouchers for the Easter holidays to young people who are eligible for 'benefits based' free school meals.

Every eligible child and young person will receive a £30 voucher for the two-week holiday period. This is made up of £15 per child per week to cover food. Families with more than one eligible child will receive a total of £30 per child. Voucher letters sent out to parents by first class post the w/c Monday 22nd March. The letter will include the website link for Edenred and clear instructions on how to download the voucher. Please note: Codes need to be activated within 3 months or they will expire. Once they have claimed their voucher on the Edenred website the voucher will be valid for 12 months.

NURSERY PLACES SEPTEMBER 2021

Stocksbridge Nursery Infants will shortly begin planning for their next intake of children into Nursery. If your child has their 3rd birthday any time before 31st August, they will be eligible for a place in Nursery from September onwards. Your child will be eligible for 15 hours of provision and, dependent on your work situation, your child may be eligible for 30 hours.

To register, please contact SNIS' school office ASAP to ensure your child gets the place they are eligible too. It is a legal requirement that SNIS need to see your child's birth certificate. Ordinarily they would ask you to pop into their school office. At the moment, they are happy for you just to give the school a ring so they have your details and can add your child to their list.

ONLINE SAFETY

National Online Safety have just released guides about the ways different smart phones can be set up for use in an emergency. Readable versions of these guides can be viewed via their [Twitter](#) and [Facebook](#) accounts.

How to Prepare for an EMERGENCY with Your Google phone

If you need to provide emergency services with essential medical information (such as medication, allergies or blood type) during an emergency, you can pre-set it on your Google phone's lock screen. It's crucial to provide emergency services with your specific medical information so that they can provide effective care when responding for your call.

How to Add Emergency Contacts

- 1 Go to 'Settings'
- 2 Tap 'About Phone'
- 3 Tap 'Emergency Information'
- 4 Enter the information you want to display
- 5 For medical information, tap 'Add Information or Info'
- 6 For emergency contacts, tap 'Add Contact' or 'Contact'

How to Turn Emergency Location Services on

- 1 Go to 'Settings'
- 2 Tap 'Location'
- 3 Tap 'Advanced Features'
- 4 Tap '(Google) Emergency Location Service'
- 5 Turn on 'Emergency Location Service'

Location Services

If you dial an emergency number, your Emergency Location Service will automatically share your location. This will allow the emergency services to locate you and help provide help as soon as possible. The Emergency Location Service may also provide additional information to the emergency services such as the language in which your Google phone is configured.

National Online Safety
www.nationalonlinesafety.com
 @nationalonlinesafety

How to Set up EMERGENCY MODE on Your Samsung

Emergency mode on your Samsung phone allows you to extend the battery life for as long as possible. Although other modes of your phone may be disabled or run slower, (to help conserve battery in emergency mode), you will still be able to contact your emergency services, call your emergency contacts and use your location for text messages.

How to Turn on Emergency Mode

- 1 Press and hold the power button
- 2 Tap 'Emergency Mode'
- 3 If you are using emergency mode for the first time, you will need to agree to the terms and conditions
- 4 Tap 'Turn on'
- 5 Your Samsung will now display the emergency mode home screen

How to turn on SOS messages

- 1 Go to 'Settings'
- 2 Tap 'Advanced Features'
- 3 Tap 'Send SOS Messages'
- 4 Agree to the terms and conditions
- 5 Tap 'Add' to add a contact to your emergency contacts
- 6 Tap 'Done' to save your changes

Making Your Emergency Contacts

Your Samsung's SOS feature quickly notifies your specified contacts if you have an emergency. When this feature is enabled, you can press the lock button three times to automatically send an SOS message (including a link to your location) to your emergency contacts. You also have the option to send a photo and/or voice message to your emergency contacts, providing them with more information.

National Online Safety
www.nationalonlinesafety.com
 @nationalonlinesafety

How to Make an EMERGENCY SOS CALL on an iPhone

The iPhone's emergency SOS feature lets you call for help quickly and easily, should you need to. When you activate the SOS, your iPhone will automatically call the local emergency number. Together, your contacts will receive help to use the emergency SOS call. However, it's crucial that you know how to use it so you can receive the help you need to. Read our guide to find out how to use the SOS call and how to make your emergency contacts with our easy-to-use guide.

Making an Emergency Call iPhone 8 or later

- 1 Press and hold the side button and one of the volume buttons
- 2 Tap the Emergency SOS alert to open
- 3 Alternatively, continue holding down the buttons. An alert will sound and a countdown will begin. Keep the buttons pressed until the end of the countdown
- 4 Your iPhone will call the local emergency services
- 5 You can also send an Emergency SOS to a nearby person if you're unable to reach the local emergency services. Tap the SOS button (bottom left) and then tap the SOS button (bottom right) to send the SOS message. Once the SOS message is sent, you'll be connected to the emergency services

How to Add Emergency Contacts

- 1 Open the Health app
- 2 Tap your profile picture
- 3 Tap 'Medical ID'
- 4 Tap 'Add and select to Emergency Contact'
- 5 Tap a contact and select their relationship to you
- 6 Tap 'Done' to save your changes

Location Services

After you make an emergency call, your iPhone will send your current location to your emergency contacts via text message (you can request the option if you wish). This temporarily disables your location services. If they were disabled, your emergency contacts will receive an update if your location changes.

Making an Emergency Call iPhone 7 or earlier

- 1 Press the side or top button five times quickly
- 2 Tap the Emergency SOS alert
- 3 Your iPhone will call the local emergency services

National Online Safety
www.nationalonlinesafety.com
 @nationalonlinesafety

2021-22 TERM DATES

We are now able to confirm with you our curriculum dates for the next academic year. One date is still to be confirmed, however, as the date needs to be co-ordinated with all other primary schools within our locality.

September (22 Days)

M	T	W	T	F	S	S
		1	2	3	4	5
6	7	8	9	10	11	12
13	14	15	16	17	18	19
20	21	22	23	24	25	26
27	28	29	30			

October (16 Days)

M	T	W	T	F	S	S
				1	2	3
4	5	6	7	8	9	10
11	12	13	14	15	16	17
18	19	20	21	22	23	24
25	26	27	28	29	30	31

November (22 Days)

M	T	W	T	F	S	S
1	2	3	4	5	6	7
8	9	10	11	12	13	14
15	16	17	18	19	20	21
22	23	24	25	26	27	28
29	30					

December (13 Days)

M	T	W	T	F	S	S
		1	2	3	4	5
6	7	8	9	10	11	12
13	14	15	16	17	18	19
20	21	22	23	24	25	26
27	28	29	30	31		

January (20 days)

M	T	W	T	F	S	S
					1	2
3	4	5	6	7	8	9
10	11	12	13	14	15	16
17	18	19	20	21	22	23
24	25	26	27	28	29	30
31						

February (15 days)

M	T	W	T	F	S	S
	1	2	3	4	5	6
7	8	9	10	11	12	13
14	15	16	17	18	19	20
21	22	23	24	25	26	27
28						

March (23 Days)

M	T	W	T	F	S	S
	1	2	3	4	5	6
7	8	9	10	11	12	13
14	15	16	17	18	19	20
21	22	23	24	25	26	27
28	29	30	31			

April (10 Days)

M	T	W	T	F	S	S
				1	2	3
4	5	6	7	8	9	10
11	12	13	14	15	16	17
18	19	20	21	22	23	24
25	26	27	28	29	30	

May (19 Days)

M	T	W	T	F	S	S
						1
2	3	4	5	6	7	8
9	10	11	12	13	14	15
16	17	18	19	20	21	22
23	24	25	26	27	28	29
30	31					

June (19 Days)


M	T	W	T	F	S	S
		1	2	3	4	5
6	7	8	9	10	11	12
13	14	15	16	17	18	19
20	21	22	23	24	25	26
27	28	29	30			

July (16 Days)

M	T	W	T	F	S	S
				1	2	3
4	5	6	7	8	9	10
11	12	13	14	15	16	17
18	19	20	21	22	23	24
25	26	27	28	29	30	31

August

M	T	W	T	F	S	S
1	2	3	4	5	6	7
8	9	10	11	12	13	14
15	16	17	18	19	20	21
22	23	24	25	26	27	28
29	30	31				



Denotes School Holiday Dates

Denotes Bank Holidays

Denotes School Curriculum Days (The date of our 5th Curriculum Day is still to be confirmed.)

KS2 SATs Week